



24V
15A

36V
10A

48V
8A



PRO 450



Intelligent design for charging AGM, GEL, Flooded and Lithium batteries, the PRO 450 Charger is available in on- and off-board configurations. Optional CAN bus communication ensures seamless machine integration and AC/DC cabling is completely customizable.

Main applications:



High Reliability

Engineered using design for reliability. Validated for long service life in harsh operating conditions. Tested to perform reliably and durably in automotive applications. Manufactured in a world class facility specializing in high reliability solutions.



Global + Efficient

Capable of operating reliably on any single-phase grid worldwide. High-efficiency performance for electricity savings and shorter charge times. Active cooling enables optimal peak performance.



Premium charging Quality

Charge profiles to precisely charge AGM, GEL, Flooded and Li-ion batteries. Developed in PowerFirst's battery lab to balance charge time, battery life and application requirements.

PRO 450 Charger Specifications

DC Output	24 VDC	36 VDC	48 VDC
Maximum DC output voltage	36 V	54 V	72 V
Maximum DC output current	15 A	10 A	8 A
Maximum DC output power	450 W		
Maximum C3 interlock current	7 A		
Battery type	Lead acid (wet / AGM / gel), lithium		
Reverse polarity	Electronic protection with auto-reset		
Short circuit	Electronic current limit		

AC Input		
AC input voltage range	85-270 VAC	
Nominal AC input voltage	100-240 VAC	
Nominal AC input frequency	50 / 60 Hz	
Maximum AC input current	6 A	
Nominal AC input current	5.3 A @ 100 VAC	4.4 A @ 120 VAC
	2.3 A @ 230 VAC	2.2 A @ 240 VAC
Power factor	>0.99 @ 120 VAC	>0.98 @ 230 VAC

Regulatory	
Efficiency	90% at full load, 120 VAC, 48 VDC 92% at full load, 240 VAC, 48 VDC California Energy Commission (CEC) compliant
Safety (LVD)	UL1564, CSA 107.2, EN 60335-2-29
Emissions (EMC)	FCC Part 15 / ICES 003 Class A, EN55011, EN 61000-6-4
Immunity (EMC)	EN 61000-3-2, EN 61000-3-3, EN 61000-6-2

Mechanical	
Dimensions	L218 x W152 x H81 mm
Weight	4 kg
AC input connector	IEC320 / C14 (requires country-specific cord)
DC output connector	Anderson SB 50, customizable
Service port	Optional CAN or 485 communication
Mounting holes	7 mm diameter slots
Cooling	convection cooling

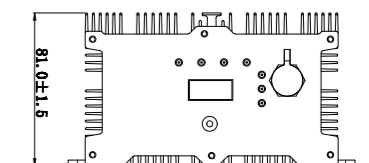
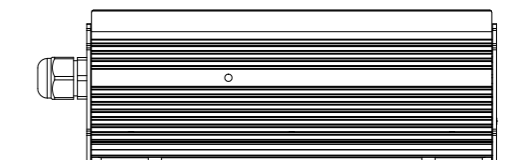
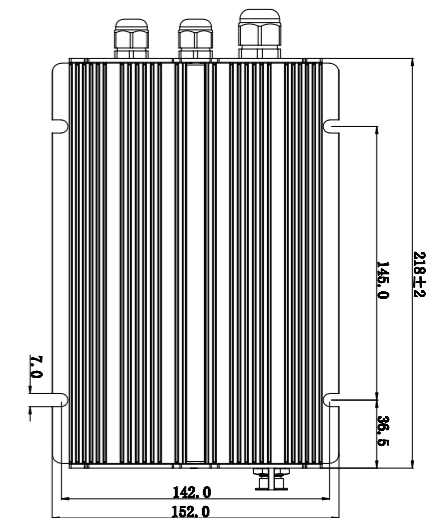
Environmental		
Enclosure	IP54 (NEMA4)	
Operating temperature	-10°C to +65°C	Derated at >40°C
Storage temperature	-40°C to +85°C	

Visit epowerfirst.com/charger/pro-family/ to view the complete product datasheet.

Copyright © 2022 PowerFirst Company Limited. All rights reserved.

Highlighted Features:

- Optional CAN bus, RS485, IFC, Wi-Fi, Bluetooth communication for machine integration or lithiumBMS.
- User friendly LED indicators for AC source, battery status, charging, error.
- Field programmable with up to 30 charge profiles
- Auto-recharge for low voltage in maintenance mode
- OEM customizable & field replaceable AC/DC cabling
- Additional portable handle available



Request more Information

PowerFirst Technology Company Limited

www.epowerfirst.com

marketing@epowerfirst.com

star@epowerfirst.com