

PowerFirst

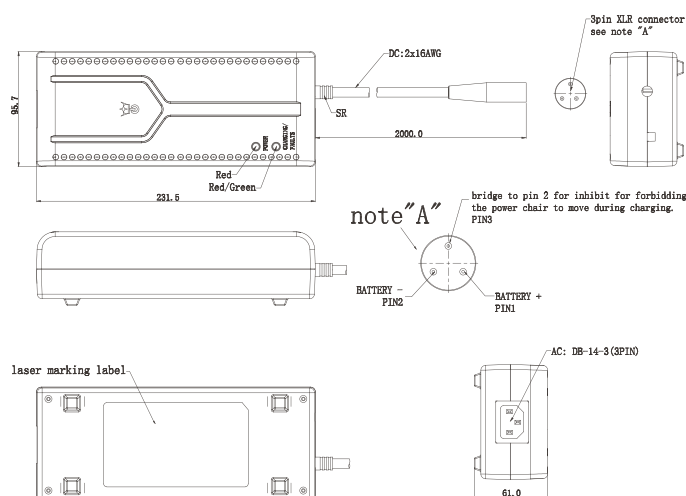
A Global Leader in Charger Manufacture



HQ240-2408 Specification

Input Voltage	100 - 240Vac +/-10%
Input Frequency	50 - 60Hz
Output Voltage	
Fast Charge (AGM)	DC 29.6V (+/- 0.2V)
Float Charge (AGM)	DC 27.4V (+/- 0.2V)
Fast Charge (GEL)	DC 28.6V (+/- 0.2V)
Float Charge (GEL)	DC 26.6V (+/- 0.2V)
Charging Current	
Fast Charge	DC 8A +/- 5%
Float Charge	<DC 800mA
Maintenance Stage	Auto-Restart @25.3VDC
Over Voltage Protection	DC 31V Max.
Over Current Protection	DC 9.6A Max.
Leakage Current	0.75mA Max.
Input Power	280W
Input Standby Power	<0.7W
Efficiency	>85% @ Full Load
Battery Charging Capacity	27- 80 Amp Hours
Output Cord	2m long, SJT type (Hard Usage) with XLR 3-pin Male Connector
Dielectric Withstand Voltage	AC 3.0KV for 1 min. @ 10mA leakage
Insulation Resistance	50Mohm Min. at 500Vdc between Primary and Secondary
Operation Temperature	-25°C to +50°C
Storage Temperature	-25°C to +60°C
Safety Standards	IEC/EN 60335-2-29, BS EN 60335-2-29, UL 1012, CSA C22.2#107.2, EN 55014-1, EN 55014-2, IEC/EN 61000-3-2, IEC/EN 61000-3-3, AS/NZS CISPR 14.1-2013, ISO 7176-21, ISO 7176-25, ISO 7176-14, ISO 7176-15, DOE 10 CFR 430.32(z), CEC-140-2019-002

Dimensions: (mm)



24V
8A



2 LEDs for Status Indication

1. Power LED (Clear Lens - Red Color)

Description	LED
Power On	On
No AC Power	Off

2. Charging / Faults - LED (Clear Lens - Red / Green Color)

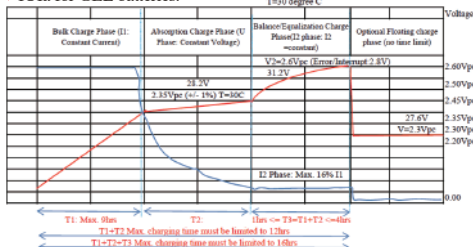
Charging - Description	Red LED	Green LED
No Battery/Full Charge (20 Hrs)	Off	Off
Bulk / Absorption Charge	On	Off
Float Charge	Off	Continuous Blinking
Maintenance Charge	Off	On Steady

INDICATION CHARGE/FAULT - Red LED		FAULT
1	Off	No batteries - Voltage < 9V
2	Continuous flashing	12 hr. charge timed out
3	1 flash every 3 sec.	Battery voltage < 14V
4	2 flashes every 3 sec.	Batteries are connected in reverse polarity
5	3 flashes every 3 sec.	Over voltage from batteries
6	4 flashes every 3 sec.	Over current from charger

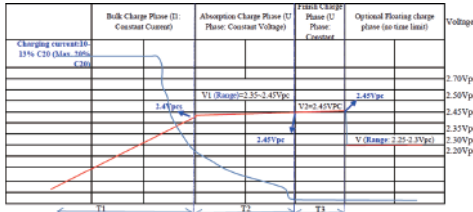
Selectable DIP-Switch for GEL and AGM charging algorithm

The factory standard version support AGM and GEL, default set to charge AGM. For charging GEL batteries, move the DIP-Switch on the front end of the charger to the GEL position. Besides AGM and GEL, other Flooded and Lithium batteries charging algorithm are available per request.

/IUA for GEL batteries.



/IUUA for Generic AGM batteries



Protections:

- Short Circuit Protection
- Over Current Protection
- Over Temperature Protection
- Battery Polarity Reversal
- Over Voltage Protection
- Surge Protection

Copyright © 2022 PowerFirst Company Limited. All rights reserved.
All specifications are subject to change without notice.



VERIFIED BY:
Registrar Corp
2022 U.S. FDA REGISTRATION
FDA REGISTRATION NUMBER: 3010142064



Request more Information

PowerFirst Technology Company Limited

www.epowerfirst.com

marketing@epowerfirst.com

star@epowerfirst.com